

Family Islands



Pupil's Book
with Online World



Reading and Writing Booklet
and Grammar Booklet



Activity Book
with Stickers

+



Digital Activity Book



Online World



The Online World provides the perfect home-school link. Pupils continue to learn in a fun game environment, just like in real life. Access Code in your Pupil's Book

Islands 1

PUPIL'S BOOK

Islands

1

PUPIL'S BOOK



Susannah Malpas

www.islands.pearson.com

ISBN 978-1-4082-8999-0



9 781408 289990 >

PEARSON

ALWAYS LEARNING

PEARSON

Islands

ACCESS CODE

Family Island

You will find your unique access code for the Online World in the box below. You need to register this access code to gain access to the material.

The access code can only be used once. Don't buy this book if the protective coating has been scratched off.

If your teacher has given you a Class ID code write it in the box below.

Class ID:

To register your code:

- Go to www.islands.pearson.com
- Click on the 'Online World' icon.
- Click on the 'New user' button.
- Follow the on-screen instructions and fill in the registration form.
- Write your user name and password somewhere safe, then click 'Register' to activate your account.
- You are now ready to play.

Need help?

If you need technical support, please visit <http://pearsonsupport.helpserve.com>

Contents

Scope and sequence	2
Welcome	4
1 My birthday	10
2 At school	20
3 My family	30
4 My body	40
5 Pets	50
6 My house	60
7 Food	70
8 I'm excited!	80
Goodbye	90
Festivals	94
Grammar reference	98
Question bank	102
Cut-outs	103

Scope and sequence

Welcome

Vocabulary	Colours: red, yellow, green, blue Numbers: one, two, three, four, five, six, seven, eight, nine, ten Classroom actions: sit down, stand up, look, listen, count, open your book, close your book, wave goodbye	Quest item: egg
Structures	Hello, I'm (Oscar). My name's (Oscar). His/Her name's (Oscar). His/Her (backpack) is blue.	

1 My birthday

Vocabulary	Colours: brown, white, pink, black, orange, purple Actions: clap, stamp, jump, walk, run, dance, hop, climb CLIL (Science): bird, fish, flower, leaf, butterfly	CLIL: Science (Colours in nature) Wider World: Birthdays Phonics: a, p, s, t (at, pat, sat, top) Values: It's good to share. Quest item: blanket
Structures	What's your name? My name is (Mille). How old are you? I'm (seven). What's your favourite colour? My favourite colour is (blue). Is it (purple)? Yes, it is. / No, it isn't. What colour is it? It's (pink). It's a (butterfly).	

2 At school

Vocabulary	Classroom objects: book, pen, pencil, ruler, rubber, pencil sharpener, pencil case, table, chair, desk Numbers 11–20: eleven, twelve, thirteen, fourteen, fifteen, sixteen, seventeen, eighteen, nineteen, twenty CLIL (Music): drum, piano, violin, guitar	CLIL: Music (Musical instruments) Wider World: My School Values: Work hard at school Phonics: d, l, m, n (dip, dad, it, sit, man, am, nap, pan) Quest item: book
Structures	What is this? It's a (book). It's red. It's a (red) (book). What are these? They're (pencils). What colour are they? They're (red). How many (pencils) can you see? (Five)	

3 My family

Vocabulary	Family members: mum, dad, brother, sister, granny, grandad, friend Occupations: vet, pilot, doctor, dancer, cook, farmer, dentist, artist CLIL (Art): painting, drawing, collage, sculpture	CLIL: Art (Types of art) Wider World: Family occupations Values: Love your family. Phonics: c, g, o (can, cap, cat, gas, dig, on, dog, top) Quest item: photo
Structures	This is my brother/sister. How old is he/she? He's/She's (seven). Is he/she a (vet)? Yes, he/she is. Is he/she an (artist)? No, he/she isn't. He's/She's a (teacher). What does (Jack) want to be?	

4 My body

Vocabulary	Parts of the body: body, head, hands, arms, feet, legs, fingers, toes, wings, tail Clothes: T-shirt, jumper, trousers, dress, skirt, shoes, socks, hat CLIL (Social sciences): a dirty face, clean hands, dirty hands, wash your hands!	CLIL: Social sciences (Personal hygiene) Wider World: Carnivals around the world Values: Be clean. Phonics: ck, e, k (kick, sock, pen, pet, ten, kid, kit) Quest item: soap
Structures	I've got a (green) (tail). I've got (green) (wings). He's got (blue) (trousers). She's got a (yellow) (head). She's got (four) (legs). They're (purple). You've got (yellow) (hands).	

5 My pets

Vocabulary	Pets: dog, cat, rabbit, mouse, tortoise, parrot, frog, snake, hamster Adjectives: big, small, tall, short, long, thin, fat, young, old CLIL (Science): bird, chick, kitten, puppy, goose, egg	CLIL: Science (Baby animals) Wider World: Unusual pets Values: Take care of your pets. Phonics: b, h, r, u (bag, hat, hot, red, rat, up, cup) Quest item: mouse
Structures	What's that? It's a (dog). What are those? They're (hamsters). Have you got a (parrot)? Yes, I have. It's a (small parrot). / No, I haven't. Has he/she got a (parrot)? Yes, he/she has. It's a (small parrot). / No, he/she hasn't. He/She's got a (big dog).	

6 My house

Vocabulary	At home: house, living room, kitchen, bedroom, bathroom, garden, window, door At home: bed, cooker, fridge, TV, sofa, lamp, bath, sink CLIL (Social sciences): shop, library, playground, café, zoo, park	CLIL: Social sciences (Public places) Wider World: Different homes Values: Be tidy. Phonics: f, ff, l, ll (fan, fig, off, puff, leg, lap, doll, ball) Quest item: bed
Structures	Where's Rita? She's in the kitchen. Where are Waldo and Zak? They're in the bedroom. There's a lamp on the desk. There are two kittens under the sofa. Where do you live? I live in a (house). Do you live in a (house)? Yes I live in a (house). / No, I live in a (flat).	

7 Food

Vocabulary	Food: fruit, cheese, bread, meat, salad, milk, juice, chicken, lemonade, yoghurt Food: sandwich, water, chocolate, honey, jelly, vegetables, ice cream, cake CLIL (Social sciences): sausages, chips, carrots	CLIL: Social sciences (Food) Wider World: Packed lunches Values: Be polite. Phonics: j, ss, v, w (jam, jet, kiss, mess, van, vet, web, wig) Quest item: milk
Structures	I like (salad) and (meat). I don't like (bread) and (cheese). What do you want? I want (milk). Do you like (honey)? Yes, I do. / No, I don't. It's good/bad for me.	

8 I'm excited

Vocabulary	Adjectives: hungry, thirsty, tired, scared, excited Adjectives: happy, sad, cold, hot, ill, hurt, angry, bored CLIL (Science): a long shadow, a short shadow	CLIL: Science (Light and shadow) Wider World: Shadow puppets in different cultures Values: Respect feelings. Help others. Phonics: qu, x, y, z, zz (quit, quick, box, taxi, yes, yell, zap, zip, buzz, fizz) Quest item: torch
Structures	Are you (hungry)? Yes, I am. / No, I'm not. Is he/she (cold)? No he/she isn't. He/She is (hurt). Are they (bored)? Yes, they are. / No they aren't. They are (excited). (This shadow puppet) is from (China).	

Goodbye

Vocabulary	Quest items: egg, blanket, book, photo, soap, mouse, bed, milk, torch
Structures	Her name's Rita. There's a blanket. Waldo is sad. Has she got blue shoes? How many sandwiches can you see? Is he happy? Where is the frog? Has he got a parrot? Is it a bird?

Festivals

Halloween: witch, monster, cat, bat, pumpkin
Christmas: Santa, reindeer, sleigh, present
Easter: egg, bunny, chick
Summer fun: sun, sky, tree, flower, bird, grass

Welcome

1 Listen and sing.



3 Listen and point. Then listen and repeat.

yellow

blue

green

red

2 Listen and play. Then listen and chant.

My name's Oscar.
Hello, Oscar!
Hello, hello, hello!

My name's Millie.
Hello, Millie!
Hello, hello, hello!

My name's Rita.
Hello, Rita!
Hello, hello, hello!

My name's Zak.
Hello, Zak!
Hello, hello, hello!



Quest! Listen and sing. Then find.

Come with us, come on a quest,
Come on a quest today.
Come with us, come on a quest,
Look for an egg today.
An egg, an egg,
Look for an egg today!

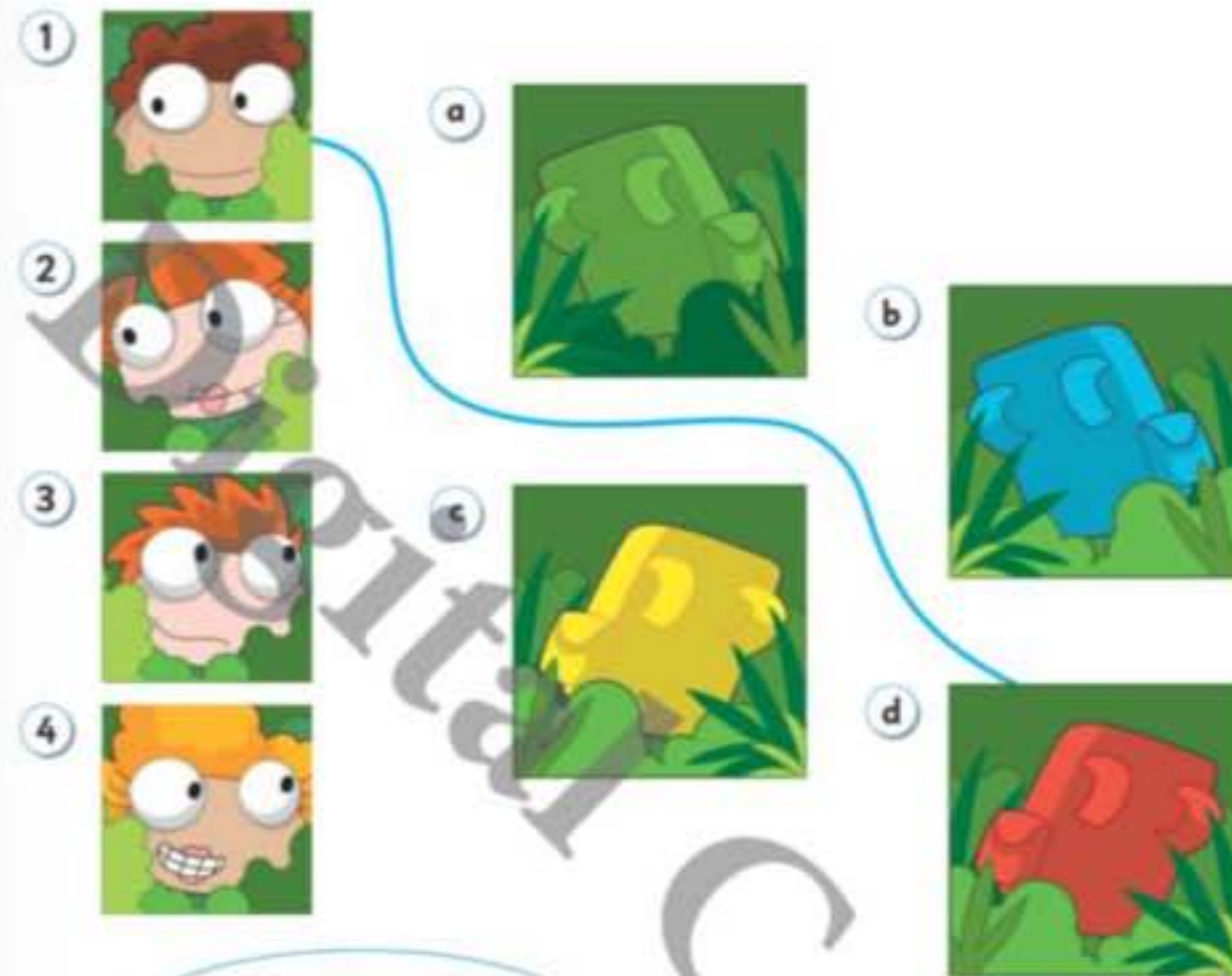
4 Listen and repeat.



5 Listen and chant.




6 Listen and match. Then say.



His name's Oscar.
His backpack is red.

Number 1!

7 Draw and guess.




Her name's Rita.
Her backpack is yellow.

8 Listen and repeat.



9 Listen and chant. Then do the actions.



10 Listen and point. Then play a game.



3, green.

His name's Zak.

I CAN

I can talk about colours.

I can do classroom actions.



1 My birthday

1 Listen and point.



white

black

purple

orange

pink

brown

2 Listen and repeat.

3 Listen and play.
Then listen and chant.

Name, name. What's your name?
Zak, Zak. My name's Zak.
Age, age. How old are you?
Six, six. I'm six.
Colour, colour.
What's your favourite colour?
Blue, blue.
My favourite colour is blue.

4 Ask and answer.

What's your name?

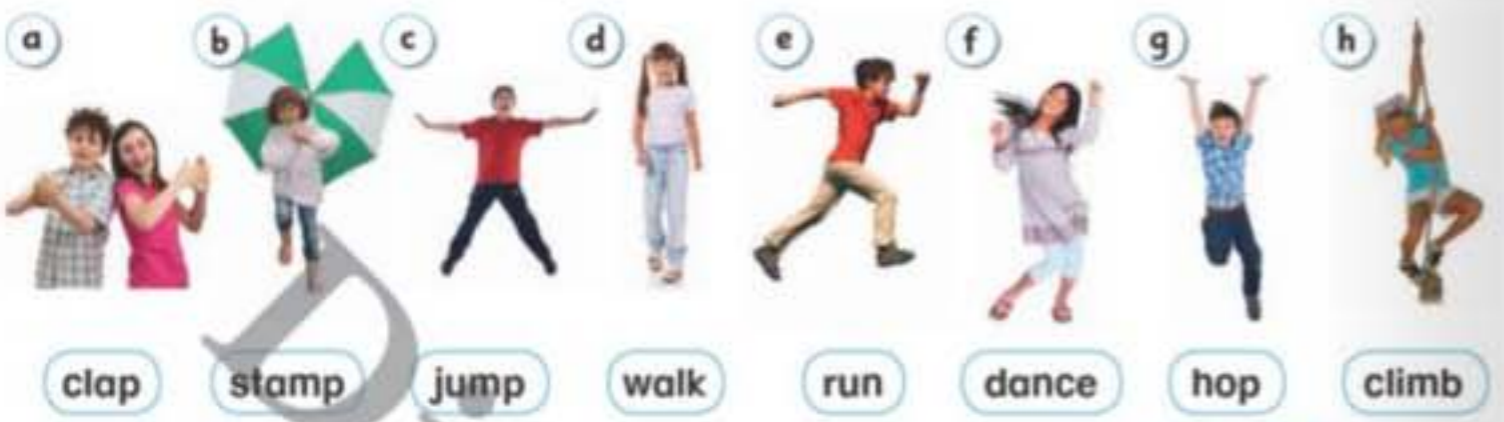
How old are you?

What's your favourite colour?



Look for a blanket today.
An egg and a blanket!
Look for a blanket today!

5 Listen and repeat.



clap stamp jump walk run dance hop climb

6 Listen and sing. Then do the actions.

SONG

It's my birthday!
Hip hip hurray! Happy birthday!
Clap, clap, clap.

I'm six today!

It's my birthday!
Hip hip hurray! Happy birthday!
Stamp, stamp, stamp.

I'm seven today!


It's my birthday!
Hip hip hurray! Happy birthday!
Jump, jump, jump.

I'm eight today.

Happy birthday!
Happy birthday!

Contents p.103

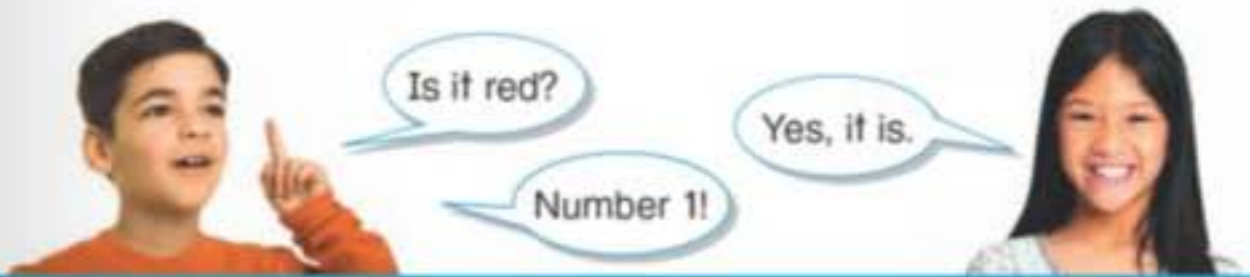
7 Listen and colour. Then look and circle.



Yes, it is. / No, it isn't.

8 Look and play.

SKILLS



9 Listen to the story. Then act out.

STORY



VALUES

It's good to share.

HOME-SCHOOL LINK

Share with a friend. Draw. Show your family.

PHONICS

1

10 Listen.

1 a 2 p 3 s 4 t

11 Listen, point and say.

12 Listen and blend the sounds.

1 a - t at

2 p - a - t pat

3 s - a - t sat

4 t - a - p tap

13 Underline *a*, *p* and *t*. Read the words aloud.

1 pat



2 tap



14 Listen and say. Then listen and number.



15 Complete the pictures. Then say.



MINI-PROJECT
Make a poster.
Draw animals
and plants. What
colour are they?

Wider World

A birthday party

16 Read and trace.



Look at my birthday cake! I'm seven.



Hello. My name's Kim. It's my birthday today!



Look at my balloons. My favourite colours are pink and purple.



One, two, three, four, five, six presents!



Happy birthday to me.

17 Draw a birthday card for Kim and write.



MINI-PROJECT
Make a birthday chart for your class.

HAVE FUN!



AB p.104

PROGRESS CHECK

1 a b

2 a b

3 a b

4 a b

21 Look and write. pink orange red purple blue yellow black white green brown

1 pink 2 _____ 3 _____

4 _____ 5 _____ 6 _____

6 _____ 7 _____ 8 _____

9 _____ 10 _____

I CAN I can say my name and age.

I can count to 10 and talk about colours.

I can listen and follow instructions.



2 At school



1 Listen and point.



desk

rubber

pen

ruler

chair

table

pencil

pencil case

pencil sharpener

book

2 Listen and repeat.

3 Listen and play. Then listen and chant.

A yellow pencil and a blue pen.
A brown table and an orange chair.
A green ruler and a white rubber.
A purple book. Look, look, look!



4 Listen and number. Then say.



What's this?

It's a pen. It's yellow.
It's a yellow pen.



Look for a book today.
An egg, a blanket and a book!
Look for a book today!

5 Listen and repeat.

11 eleven	12 twelve	13 thirteen	14 fourteen	15 fifteen
16 sixteen	17 seventeen	18 eighteen	19 nineteen	20 twenty

6 Listen, count and write the numbers. Then sing.

SONG

Rulers, rulers. How many rulers?
How many rulers can you see?
Hurray! Let's play.
Let's jump and climb.

Books, books. How many books?
How many books can you see?
Hurray! Let's play.
Let's jump and climb.

Pencils, pencils. How many pencils?
How many pencils can you see?
Hurray! Let's play.
Let's jump and climb.

Pens, pens. How many pens?
How many pens can you see?
Hurray! Let's play.
Let's jump and climb.

Rubbers, rubbers. How many rubbers?
How many rubbers can you see?
Hurray! Let's play.
Let's jump and climb.

TIP!
one ruler / two rulers

SKILLS

Cut-outs p.105

7 Listen and circle. Then ask and answer.

1 a b

2 a b

3 a b

4 a b

What are these?
They're pencils.

What colour are they?
They're red.

How many pencils can you see?
Five.

8 Draw. Then ask and answer.

1

2

What are these?
They're tables.

9 Listen to the story. Then act out.

STORY



VALUES
Work hard at school.

HOME-SCHOOL LINK

Show your homework to your family.



PHONICS

2

10 Listen.

1 **d** 2 **i** 3 **m** 4 **n**

11 Listen, point and say.

12 Listen and blend the sounds.

1	d - i - p	dip	2	d - a - d	dad
3	i - t	it	4	s - i - t	sit
5	m - a - n	man	6	a - m	am
7	n - a - p	nap	8	p - a - n	pan

13 Underline *d*, *i*, *m* and *n*. Read the words aloud.

1 man 2 dip 3 nap



4 pan 5 sit 6 dad



14 Listen and point. Then say.



15 Listen and number. Then play and say.



MINI-PROJECT
Make a poster.
Draw musical instruments.

Wider World

My school

16 Read and answer.



This is my playground. How many pupils can you see?

This is my classroom. How many tables can you see? How many chairs? How many books?

This is my teacher. Her name's Miss Ellis. What's her favourite colour?



This is a science lesson. What colours can you see?



My favourite lesson is music. What instruments can you see?

17 Look at your classroom. Ask and answer.

How many pupils can you see?

What's your teacher's name?

What's his/her favourite colour?

MINI-PROJECT
Draw a picture of your classroom and write.



START

It's a pink chair.

They're rubbers. They're green.



pianos drums guitars

1	2	3
<input type="text"/>	<input type="text"/>	<input type="text"/>

ruler pencil case rubbers chairs

1 <u>rubbers</u>	2 _____	3 _____
4 _____	COPY	

I CAN

- I can talk about school objects.
- I can name musical instruments.
- I can use plurals.

3 My family



1 Listen and point.



2 Listen and repeat.

3 Listen and play. Then listen and chant.

This is me.	This is my brother.	This is my sister.
How old are you?	How old is he?	How old is she?
I'm six, I'm six!	He's one, he's one!	She's eight, she's eight!



4 Listen and write.
Then say.

This is my brother. He's ten.



Look for a photo today.
An egg, a blanket, a book and a photo!
Look for a photo today!

5 Listen and repeat.



TIP!
a vet / an artist.

6 Listen, find and match. Then sing and act out.

SONG

I'm at the airport with my family.
Brother, sister, mum, and dad.
I'm glad, glad, glad.

This is my mum.
She's a pilot.
My dad is a pilot, too.

This is my sister.
She's an artist.
And my brother is a cook.

my sister my brother my mum
me my dad

Cut-outs p.107

7 Listen and circle. Then ask and answer.



Is she a dancer?
No, she isn't. She's an artist.

8 Look and write.

SKILLS

pilot vet Is she Yes cook No

1 Is she a teacher? Yes, she is.

2 Is she a _____? Yes, she is.

3 Is he a _____? _____, he isn't. He's a _____.

9 Listen to the story. Then act out.

STORY



VALUES

Love your family.

HOME-SCHOOL LINK

Tell your family that you love them.



PHONICS

3

10 Listen.

1 c

2 g

3 o

11 Listen, point and say.

12 Listen and blend the sounds.

1 c a n can

2 c a p cap

3 c a t cat

4 g a s gas

5 d i g dig

6 o n on

7 d o g dog

8 t o p top

13 Underline c, g and o. Read the words aloud.

1 dig

2 cap

3 dog



4 on

5 gas

6 can



14 Listen and repeat. Then listen and number.



CLIL

a painting

b collage

c sculpture

d drawing

15 Listen and point. Then ask and answer.

a b c d

What's this?

It's a painting.

Is it a dragon?

Yes, it is.

MINI-PROJECT
Make a family portrait. Do a painting, a drawing, a collage or a sculpture!

Wider World

My family

16 Read and match. Then write the names.

a Jack

b Ann

c Cody

d John

- This is my dad. His name's John. He's a farmer. And this is our farm.
- This is my mum. Her name's Ann. She's an artist. Look at her painting!
- My sister is a cook. Her name's Cody. Look at her cakes! Yum!
- And this is me. My name's Jack. I'm a dancer. Well! I want to be ...

17 Read and circle.

- Is John a doctor?
Yes, he is. / No, he isn't.
- Is Cody a cook?
Yes, she is. / No, she isn't.
- Is Ann a dancer?
Yes, she is. / No, she isn't.
- What does Jack want to be?
A vet. / A dancer.



MINI-PROJECT
What do you want to be? Draw a picture.

18 Listen and point. Then play Os and Xs.

HAVE FUN!

1 	2 	3 
4 	5 	6 
7 	8 	9 

He's a doctor.

This is my mum.



AB p.106

19 Listen and act.

PROGRESS CHECK

20 Listen and tick (✓).

1 a 	b 	2 a 	b 
3 a 	b 	4 a 	b 
5 a 	b 	6 a 	b 
7 a 	b 	8 a 	b 

I CAN

I can talk about my family.

I can talk about jobs.

I can talk about art.

<input type="checkbox"/>
<input type="checkbox"/>
<input type="checkbox"/>



4 My body

1 Listen and point.



2 Listen and repeat.

3 Listen and play. Then listen and chant.

I've got green arms.
I've got green hands.
I've got green legs.
I've got green feet.

I've got green wings.
I've got a green tail.
I've got a green head,
But now it's red!

4 Listen and number. Then say.



TIP!
one foot
two feet

quest
Look for soap today.
An egg, a blanket, a book,
a photo and soap!
Look for soap today!

5 Listen and repeat.



6 Listen and colour the clothes. Then sing.

SONG

I've got a red dress
And a blue hat.
I've got grey socks
And pink shoes.
Stamp your feet with me!
(stamp, stamp)

I've got a green T-shirt
And purple trousers.
I've got a brown jumper
And yellow shoes.
Stamp your feet with me!
(stamp, stamp)



7 Listen and number. Then ask and answer.



She's got a yellow head.

Number 2!



8 Colour. Then play.

SKILLS



9 Listen to the story. Then act out.

STORY



VALUES
Be clean.

HOME-SCHOOL LINK

Tell your family how you keep clean.



PHONICS

4

10 Listen.

1 ck

2 e

3 k

11 Listen, point and say.

12 Listen and blend the sounds.

1 k - i - ck kick

2 s - o - ck sock

3 p - e - n pen

4 p - e - t pet

5 t - e - n ten

6 n - e - ck neck

7 k - i - d kid

8 k - i - t kit

13 Underline *ck*, *e* and *k*. Read the words aloud.

1 pen



2 kid



3 neck



4 sock



5 kick



6 kit



14 Listen and number.



dirty hands



clean hands



a dirty face



Wash your hands!

15 Look at Activity 14. Read and write.

1 I've got dirty hands.

4 I've got clean hands. And I've got a clean face!

2 And I've got a dirty face!

3 Wash your hands. Wash your face.

MINI-PROJECT
Make a poster about clean habits.

Wider World

Carnivals around the world

16 Read and match.

1 It's carnival time! There is carnival music. These are steel drums. How many drums can you see? What colour are they?

2 Carnival time is fun. This is me and my sister. These are carnival costumes. I've got a yellow costume. I've got a red and yellow hat. And I've got a carnival mask.

3 This is me with my friends. Can you see me? I've got a red and yellow dress. I've got red shoes and black socks.

4 This is a carnival float. It's a dragon. He's pink and green. He's got green legs. Look at his teeth!



17 Make a carnival mask!



Draw.



Cut.



Colour and stick.



Play.

MINI-PROJECT
Find out about a carnival in your country. Make a poster.

18 Listen and point. Then play.

HAVE FUN!



He's got green wings!

Wash your face!

19 Listen and do.



AB p.107

PROGRESS CHECK

20 Listen and number.



21 Listen and draw.



I CAN

- I can name different parts of the body.
- I can talk about clean habits.
- I can talk about clothes.

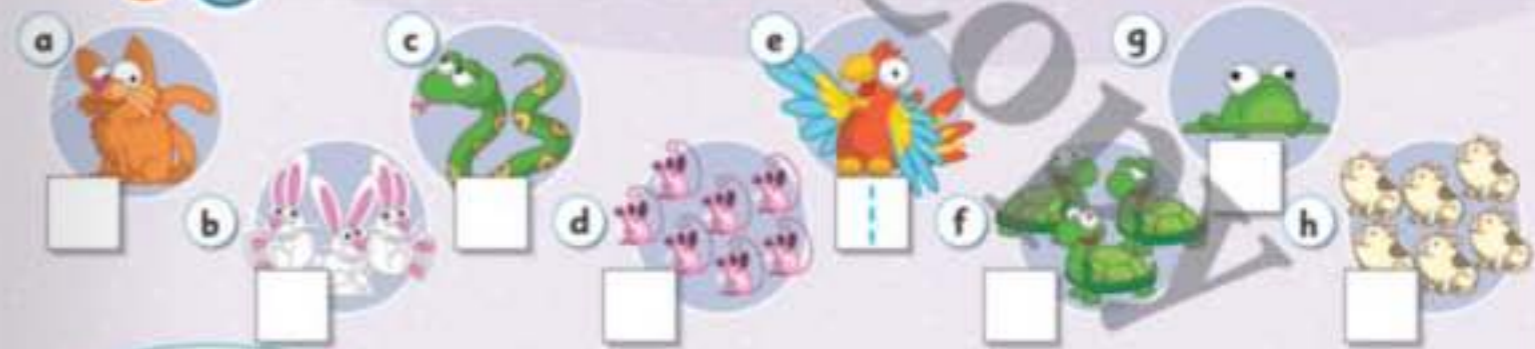


5 Pets



TIP!
one mouse
two mice

4 Listen and number. Then ask and answer.



What's that?

It's a cat.

What are those?





They're rabbits.



quest

Look for a mouse today.
An egg, a blanket, a book,
a photo, soap and a mouse!
Look for a mouse today!

Pets, pets, big and small.
Come and listen to them all.
What's that? It's a parrot. A parrot!
What are those? They're snakes. Snakes!
What's that? It's a dog. A dog!
What are those? They're hamsters. Hamsters!

5 Listen and repeat.

a  b  c  d  e 

f  g  h  i 

big small tall short long
thin fat young old

6 Listen and write. Then sing and act.

SONG

The boy's got a dog,
A very big dog.
He's got a dog. Woof! Woof!

The dog's got a frog,
A very _____ frog.
The dog's got a frog.
Ribbit! Ribbit!


The girl's got a cat,
A very _____ cat.
She's got a cat. Miaow!


The cat's got a hat,
A very _____ hat.
The cat's got a hat. Miaow!


He's got a dog.
The dog's got a frog.
She's got a cat.
And the cat's got a hat!


 p.111

7 Listen and write (✓) or (X). Then ask and answer.

1  Have you got a parrot?


2  Yes, I have. It's a fat parrot.


3 


4 


8 Listen and draw. Then play.

SKILLS

1  Has he got a thin hamster?

2  No, he hasn't. He's got a fat hamster.

3  Number 1?

4  Correct!

9 Listen to the story. Then act out.

STORY



VALUES

Take care of your pets.

HOME-SCHOOL LINK

Choose and draw a pet. Show your family.



PHONICS

5

10 Listen.

1 **b** 2 **h** 3 **r** 4 **u**

11 Listen, point and say.

12 Listen and blend the sounds.

1	b - a - g	bag	2	r - u - g	rug
3	h - o - t	hot	4	h - a - t	hat
5	r - e - d	red	6	r - a - t	rat
7	u - p	up	8	c - u - p	cup

13 Underline *b*, *h*, *r* and *u*. Read the words aloud.

1 rat 2 cup 3 rug



4 hat 5 red 6 bag



14 Listen and repeat. Then match.



15 Listen and number. Then say.



MINI-PROJECT Make a photo album of baby animals.

Wider World

Minimize

Unusual pets

16 Read and circle.



My name's Angela. I've got a small pet. It's white and it's got four legs. It's got a long tail. It's a spider / rat.



My name's Ben. My pet is small and green. It's got four legs and a tail. It's a lizard / snake.



My name's Grace. I've got a small pet. It's black and it's got eight legs. It's a spider / lizard.



My name's Matt. My pet is long and thin. Its red and white. It hasn't got any legs! It's a rat / snake.



17 Ask and answer. Write (✓) or (X).

Have you got a spider?



No, I haven't.

MINI-PROJECT
Make a class book of unusual pets. Draw and write.



PROGRESS CHECK

20 Listen and tick (✓).

1 a  b 

2 a  b 

3 a  b 

4 a  b 

5 a  b 

6 a  b 

7 a  b 

8 a  b 

I CAN I can talk about pets.
 I can describe different animals.

18 Listen. Then play.

HAVE FUN!

He's got four mice. They're black.

She's got a tortoise. It's green.

								
	<input checked="" type="checkbox"/>	<input type="checkbox"/>	<input type="checkbox"/>	<input type="checkbox"/>	<input type="checkbox"/>	<input type="checkbox"/>	<input type="checkbox"/>	<input type="checkbox"/>
	<input type="checkbox"/>	<input type="checkbox"/>	<input type="checkbox"/>	<input type="checkbox"/>	<input type="checkbox"/>	<input type="checkbox"/>	<input type="checkbox"/>	<input type="checkbox"/>

19 Listen, say and act.



AB p.108



6 My house

1 Listen and point.

living room



kitchen



garden



bedroom



window



door

bathroom

house



Look for a bed today. An egg, a blanket, a book, a photo, soap, a mouse and a bed! Look for a bed today!

2 Listen and repeat.

3 Listen and play. Then listen and chant.

Where's my mum?
She's in the living room.
Where's my dad?
He's in the bathroom.

Where's Rita?
She's in the kitchen.
Where are Waldo and Vava?
They're in the bedroom.



4 Listen and write (✓) or (X). Then say.



Where's Waldo?

He's in the bathroom.

5 Listen and repeat.



6 Listen and write. Then sing.

bath bathroom garden house bed bedroom

Where's the mouse?
Where's the mouse?
Is it in the garden?
Or is it in the _____?
Look! It's in the _____.
Running up the path.
Now it's in the _____.
Oh no! It's in the _____!

Where's the mouse?
Where's the mouse?
Is it in the _____?
Or is it in the _____?
Look! It's in the _____.
Hiding in the shed.
Now it's in the _____.
Oh no! It's in my _____!

SONG

7 Listen and tick (✓). Then say.



TIP!

under

on

in



8 Listen and draw. Then play.



There are two books on the table. Number 6. My turn.

SKILLS

9 Listen to the story. Then act out.

STORY



VALUES
Be tidy.

HOME-SCHOOL LINK

Clean your bedroom. Show your family.



PHONICS

6

10 Listen.

1 **f** 2 **ff** 3 **l** 4 **ll**

11 Listen, point and say.

12 Listen and blend the sounds.

1 **f - i - g** fig 2 **f - a - n** fan
 3 **o - ff** off 4 **p - u - ff** puff
 5 **l - e - g** leg 6 **l - a - p** lap
 7 **d - o - ll** doll 8 **b - e - ll** bell

13 Underline *f*, *ff*, *l* and *ll*. Read the words aloud.

1 leg 2 doll 3 fig



4 puff 5 bell 6 fan



14 Listen and number. Then say.



15 Listen and match.



MINI-PROJECT
Draw a picture of yourself in your favourite place.

Wider World

Different homes

16 Read and match.

<p>1 </p> <p>My name's Ella. I live in a small house. There is a kitchen, a living room, a bathroom and two bedrooms. I've got a big garden.</p>	<p>a </p> <p>b </p> <p>c </p> <p>d </p>	<p>3 </p> <p>My name's Rosie. I live in a caravan! It's small but it's nice. There's a living room, a kitchen and a bathroom.</p>
<p>2 </p> <p>My name's Ravi. I live on a houseboat. It's a big boat. There is a living room and two bedrooms. My favourite room is the living room.</p>	<p>4 </p> <p>My name's Juan. I live in a big flat. There is a kitchen, a living room, two bathrooms and four bedrooms. I've got a TV in my bedroom.</p>	

17 What about you? Ask and answer.

Where do you live? Do you live in a house?

What's your favourite room? Have you got a TV in your bedroom?

MINI-PROJECT
Draw your home and write about it.

Listen and tick (✓). Then ask and answer.

HAVE FUN!



Where's Zak?
He's in the house.
He's in the kitchen.



AB p.109

19 248 Listen and act.

PROGRESS CHECK

20 Look and write.

1 bathroom

2 _____

3 _____

4 _____

5 _____

6 _____

7 _____

8 _____

9 _____

10 _____

21 Listen and draw.

1

2

3

I CAN I can name the rooms in a house.

I can describe furniture in a room.



7 Food

1 Listen and point.



2 Listen and repeat.

3 Listen and play. Then listen and chant.

I like fruit and yoghurt.
I don't like meat and cheese.
I like bread and milk and juice.
Can I have some, please?



I like fruit and salad.
I don't like chicken and cheese.
I like meat and milk and juice.
Can I have some, please?



4 Listen and match. Then ask and answer.



I like yoghurt.
What do you want?

I want milk and fruit.



Look for milk today.
An egg, a blanket, a book, a photo,
soap, a mouse, a bed and milk!
Look for milk today!

5 Listen and repeat.

a 	b 	c 	d 
sandwich	water	chocolate	honey
e 	f 	g 	h 
jelly	vegetables	ice cream	cake

6 Listen and write. Then sing and act.

SONG

I like _____ It's nice and sweet!
 I like _____ It's good to eat!






I like _____ But I don't like _____
 I like _____ But I don't like bees!

Yes, I like _____
 But I don't like bees. (x3)



Scissors icon p.115

7 Listen and write for (X). Then ask and answer.

						
Ellie	✓					
Me						
My friend						

Do you like honey?
 Yes, I do.



8 Listen and guess.

SKILLS

					
a 	✓		✗	✓	
b 		✗	✓		
c 				✓	✗
d 		✓	✓	✗	

9 Listen to the story. Then act out.

STORY



VALUES
Be polite.

HOME-SCHOOL LINK

Help a friend. Draw a picture and show your family.



PHONICS

7

10 Listen.

1 **j** 2 **ss** 3 **v** 4 **w**

11 Listen, point and say.

12 Listen and blend the sounds.

1 **j - a - m** jam 2 **j - e - t** jet
 3 **k - i - ss** kiss 4 **m - e - ss** mess
 5 **v - a - n** van 6 **v - e - t** vet
 7 **w - e - b** web 8 **w - i - g** wig

13 Underline *j*, *ss*, *v* and *w*. Read the words aloud.

1 jet 2 wig 3 kiss



4 web 5 van 6 jam



14 Listen and number.



sausages



chips



carrots

15 Tick (✓) the foods that are good for you. Then say.

I like salad. It's good for me.



I like chocolate. But it's bad for me.



2



3



4



5



6



7



8



MINI-PROJECT
Make a food poster.

CLIL

Wider World

Packed lunches

16 Read and match.

1



I've got sandwiches and fruit. I've got a yoghurt. I like yoghurt but I don't like jelly. I like milk but I don't like juice.

2



I've got bread and cheese and salad. I like salad but I don't like fruit. I like chocolate. I like juice but I don't like milk.

3



I've got sushi! It's fish and rice. I've got fruit and I've got a cake. I don't like juice or milk. I've got water to drink.

4



I've got chicken and vegetables. I don't like bread. I like juice. And I like chocolate. I don't like milk and I don't like yoghurt.

17 Ask and answer.

Do you like sandwiches?

Do you have a packed lunch?

What do you like for lunch?



MINI-PROJECT
Draw a lunch box and write.

😊 or 😞

I don't like jelly.

START →

1 😐	2 😐	3 😞
8 😐	↕	4 😐
7 😐	6 😐	5 😐



1 a 😊	2 a 😊	3 a 😊
b 😞	b 😞	b 😞
4 a 😊	5 a 😊	6 a 😊
b 😞	b 😞	b 😞

- 😊 fruit I _____
- 😊 bread I _____
- 😊 ice cream I _____
- 😊 vegetables I _____

I CAN I can name the food that I like or don't like.

I can talk about food that is good for me.



8 I'm excited!

1 Listen and point.



Look for a torch today. An egg, a blanket, a book, a photo, soap, a mouse, a bed, milk and a torch! Look for a torch today!

2 Listen and repeat.

3 Listen and play. Then listen and chant.

4 Listen and number. Then ask and answer.

a b c d e

Are you excited?
You're Rita!
Yes, I am.
Yes!

Are you hungry, hungry, hungry?
Are you hungry? No, I'm not!
Are you thirsty, thirsty, thirsty?
Are you thirsty? No, I'm not!

Are you tired, tired, tired?
Are you tired? No, I'm not.
Are you scared, scared, scared?
Are you scared? No, I'm not!
Are you excited, excited, excited?
Are you excited? Yes, I am!



5 Listen and repeat.

a happy

b sad

c cold

d hot

e ill

f hurt

g angry

h bored

6 Listen and write. Then sing and act out.

SONG

5, 4, 3, 2, 1
I'm happy and excited. Clap your hands.
Let's have fun! Stamp your feet.
Click your fingers.
Drink and eat.

5, 4, 3, 2, 1
I'm and excited. Wiggle your toes.
Let's have fun! Jump up and down.
Jump, jump, jump,
Now turn around.

5, 4, 3, 2, 1
Now, I'm tired. I'm . Good night!

Cut out
p.117

7 Listen and circle. Then ask and answer.

1 bored / excited

2 hot / cold

3 happy / sad

8 Play a guessing game. Ask and answer.

SKILLS

1 2 3 4 5 6

Are they thirsty?

No, they aren't.

Are they hurt?

Yes, they are.

Number 6!

9 Listen to the story. Then act out.

STORY



VALUES
Respect feelings.
Help others.

HOME-SCHOOL LINK

Help someone in your family. Take care of your younger and older family members.



My mum!

PHONICS

10 Listen.

1 qu 2 x 3 y 4 z 5 zz

11 Listen, point and say.

12 Listen and blend the sounds.

- | | |
|-------------------|----------------------|
| 1 qu - i - z quiz | 2 qu - i - ck quick |
| 3 b - o - x box | 4 t - a - x - i taxi |
| 5 y - e - s yes | 6 y - e - ll yell |
| 7 z - a - p zap | 8 z - i - p zip |
| 9 b - u - zz buzz | 10 f - i - zz fizz |

13 Underline qu, x, y, z and zz.

1 zip



2 taxi




3 buzz



4 yes



5 quiz



6 box



14 Listen and number.



a long shadow



a short shadow

CLIL

15 Match and say.



What's this?
Is it a book?
No, it isn't.
It's cheese!

MINI-PROJECT
Make a shadows puzzle album!

Wider World

Shadow puppets

16 Read and match.

a This shadow puppet is from Indonesia. She's a dancer!
b This puppet is a house. How many windows can you see?
c These puppets are pets! There is a cat and a dog.
d This shadow puppet is from China. It's a dragon!



17 Look and number. Then make a shadow puppet.



Cut. Stick. Look at puppet. Draw.

MINI-PROJECT
Have a shadow puppet show!

START →

1  2  3 

12 ?

4 

11 

5 

10 

6 

9  8  7 

He's scared. He's got clean hands. He doesn't like chicken.



bored happy scared thirsty

1 a  b  2 a  b 

I'm thirsty He's _____

3 a  b  4 a  b 

She's _____ They're _____

- Look at number 2a. Is he scared? Yes, he is
- Look at number 3b. Is she sad? _____
- Look at number 4a. Are they cold? _____

I CAN I can ask and talk about feelings.

I can talk about shadows and light.

Goodbye

1 Listen and find.



2 Listen and number.

a 	b 	c 	d 	e 
<input type="text"/>	<input type="text"/>	<input type="text"/>	<input type="text"/>	<input type="text"/>
f 	g 	h 	i 	<input type="text"/>
<input type="text"/>	<input type="text"/>	<input type="text"/>	<input type="text"/>	<input type="text"/>

3 Find and point. Then play *True or False* with a friend.

His name's Rita.

False!

There's a blanket.

True!

Waldo is sad.

False!

4 Look and find six differences. Then listen and check.



In picture 1, he's happy.

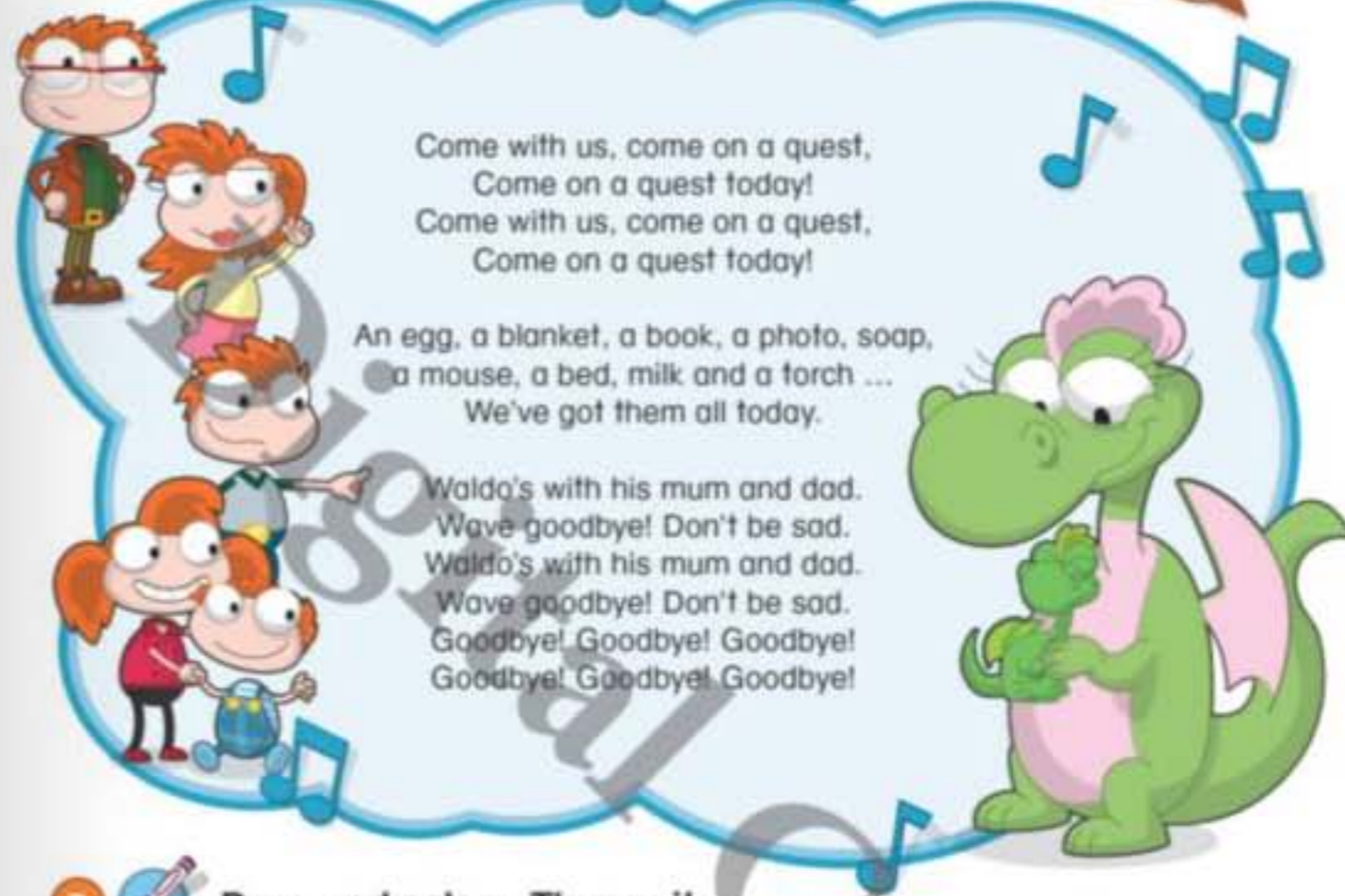
In picture 2, he's sad.

5 Look at picture 2. Read and match.

- | | |
|------------------------------------|----------------------|
| 1 Has she got blue shoes? | a It's on the chair. |
| 2 How many sandwiches can you see? | b No, he hasn't. |
| 3 Is he happy? | c Yes, she has. |
| 4 Where is the frog? | d Four. |
| 5 Has he got a parrot? | e No, he isn't. |

6 Listen and sing.

SONG



Come with us, come on a quest,
Come on a quest today!
Come with us, come on a quest,
Come on a quest today!

An egg, a blanket, a book, a photo, soap,
a mouse, a bed, milk and a torch ...
We've got them all today.

Waldo's with his mum and dad.
Wave goodbye! Don't be sad.
Waldo's with his mum and dad.
Wave goodbye! Don't be sad.
Goodbye! Goodbye! Goodbye!
Goodbye! Goodbye! Goodbye!

7 Draw and colour. Then write.

Food	School object	Pet

8 Show a friend.
Ask and answer.

Is it a bird?

Yes, it is.

Halloween

1 Listen, find and say.



2 Listen and sing.

It's Halloween, it's Halloween,
Pass the pumpkin, 1, 2, 3.
Pass the pumpkin to me!
I'm a monster. I'm a bat.
I'm a pumpkin. I'm a witch, ha, ha, ha!
And I've got a cat.

It's Halloween, it's Halloween,
Pass the pumpkin, 1, 2, 3.
Pass the pumpkin to me!



3 Make a pumpkin and play.



Christmas

1 Listen, find and say.



2 Listen and sing.

It's Christmas Day (x2),
Here comes Santa in his sleigh!
It's Christmas Day (x2),
Santa's on his way.

Look at the reindeer, 1, 2, 3.
Look at the presents. Can you see?
Red, yellow, green and blue,
Orange, pink and purple, too!

It's Christmas Day...
Happy Christmas!



3 Make a Christmas card for your family.



Happy Christmas!



Easter

1 Listen, find and say.



2 Listen and sing.

3 Make an Easter egg.
Have an egg hunt!

It's Easter time,
Time for fun.

Can you see the chicks
Go cheep, cheep, cheep?
Can you see the bunny
Go hop, hop, hop?
Can you see the eggs
For you and me, you and me?

Find, find, find, find the chicks,
Find, find, find, find the bunny,
Find, find, find, find the eggs.

It's Easter time,
Time for fun
Happy Easter everyone!



Summer fun

1 Listen, find and say.



2 Listen and chant.

3 Make and play.

It's summer time,
Come out and play.
At summer camp,
We play all day.

The grass is green,
The trees are, too.
The flowers are red,
And the sky is blue.

It's summer time...

The birds are happy.
They sing in the sun.
And we are happy.
Summer camp is fun!



Grammar reference

Welcome

Names and identifying characters:

Hello, My name's Oscar.
I'm Oscar.
His name's Oscar.
His backpack is red.

Her name's Millie.
Her backpack is green.

name's = name is

Imperatives:

Stand up! Sit down!



Unit 1

Personal questions:

What's your name?
How old are you?
What's your favourite colour?

My name's Millie.
I'm seven.
My favourite colour is green.

What's = What is

I'm = I am

Asking about colours (singular objects):

Is it purple?
What colour is it?

Yes, it is./No, it isn't.
It's pink.

It's = It is

Isn't = is not

Unit 2

Identifying objects (singular and plural):

What's this?
What are these?

It's a book. It's red. It's a red book.
They're pencils.

They're = They are

Asking about colours (plural objects):

What colour are they?
How many pencils can you see?

They're red.
Five.



Unit 3

Introducing family members:

This is my brother/sister.

Asking and answering about age:

How old is he/she?

He's/She's nine.

He's/She's = He is/She is

Asking and answering about occupations (short answers):

Is he/she a dancer?

Yes, he/she is.

Is he/she an artist?

No, he/she isn't. He's/She's a cook.



Unit 4

Talking about possession:

I've got a green tail.

I've got green wings.

He's got blue trousers.

She's got a yellow head.

She's got four legs. They're purple.

I've got = I have got

He's/She's got = He/She has got



Unit 5

Identifying objects from far away:

What's that? It's a dog.
What are those? They're hamsters.

Asking and answering about possession (short answers):

Have you got a parrot? Yes, I have. It's a small parrot.
No, I haven't.
Has he/she got a parrot? Yes, she has. It's a small parrot.
No, he hasn't. He's got a big dog.

haven't = have not

hasn't = has not



Unit 6

Asking and answering about location:

Where's Rita? She's in the kitchen.
Where are Waldo and Zak? They're in the bedroom.

Where's = Where is

Describing a room:

There's a lamp on the desk. There are two kittens under the sofa.

There's = There is



Unit 7

Expressing likes and dislikes with food:

I like salad and meat. I don't like bread and cheese.
don't = do not

Asking and answering about food choices:

What do you want? I want milk.

Asking and answering about likes and dislikes:

Do you like honey? Yes, I do./No, I don't.



Unit 8

Expressing emotion:

I'm hungry. He's/She's thirsty.

Asking and answering about emotions (short answers):

Are you hungry? Yes, I am./No, I'm not.
Is he/she cold? Yes, he is.
No, she isn't. She's hurt.
Are they bored? Yes, they are.
No, they aren't. They're excited.

aren't = are not





What can you do in English? Ask and say. Then tick (✓).



- Can you say your name?
- Can you say your age?
- Can you name six colours?
- Can you say your favourite colour?
- Can you count to twenty?
- Can you name five school objects?
- Can you name four musical instruments?
- Can you describe your family?
- Can you name five jobs?
- Can you name six parts of the body?
- Can you name five items of clothing?
- Can you name the rooms in a house?
- Can you describe the furniture in your bedroom?
- Can you describe your classroom?
- Can you name seven animals?
- Can you say the food you like?
- Can you say the food you don't like?
- Can you name two food items that are bad for you?
- Can you say how you are feeling today?

Family Island



Pearson Education Limited
Edinburgh Gate
Harlow
Essex CM20 2JE
England
and Associated Companies throughout the world.

www.elsands.pearson.com

© Pearson Education Limited 2012

The rights of Susannah Malpas to be identified as author of this work have been asserted by her in accordance with the Copyright, Designs and Patents Act 1988.

Stories on pages 14, 24, 34, 44, 54, 64, 74 and 84 by Steve Elsworth and Jim Rose. The rights of Steve Elsworth and Jim Rose to be identified as authors of this work have been asserted by them in accordance with the Copyright, Designs and Patents Act 1988.

All rights reserved; no part of this publication may be reproduced, stored in a retrieval system or transmitted in any form or by any means, electronic, mechanical, photocopying, recording, or otherwise without the prior written permission of the Publishers.

First published 2012
ISBN: 978-1-4082-8999-0

Set in Fierditar 17/21pt
Printed in China
GCC/01

Picture Credits

The Publisher would like to thank the following for their kind permission to reproduce their photographs:

(Key: b-bottom; c-centre; l-left; r-right; t-top)

Agency Images: ACE STOCK LIMITED 27 (3), Agency FREE 79 (4), Alex Segre 66b (a), Alistair Laming 66a (c), avista images 27 (Alex/BBC, Geraszky 26 (d), Chris Mattison 57 (d), Chuck Franklin 12 (b), Corbis Super RF 26 (a), Ellen Isaacs 66a (b), J Marshall - Tribaley Images 67 (3), Jeff Morgan 67 27 (1), Justin Leighton 27 (4), Ken Walsh 67 (d), Lebrecht Music and Arts Photo Library 26 (b), Mark Richardson 67 (b), Meridian Images 89 (8b), nobleMAGES 67 (2), Powered by Light / Alan Spencer 54 (3), Yuri Arcurs 12 (f), Corbis Jim Craigmyle 66b (b), Martyn Rose 27 (2), DK Images: Steve Shott 17 (2), Fotofolia.com: Africa Studio 57 (c), Anatoly Samara 17 (3), Anyka 12 (b), Bvespota 57b (snake), Iba Shcherbakov 57b (rat), Ivonne Wieruck 17 (4), Jacek Chabrastowski 12 (a), 12 (e), Jacek Chabrastowski 12 (a), 12 (e), jomysiek 57b (rabbit), Lana Langdon 57b (izard), NIK 57b (tortoise), Olga Sapogina 12 (d), Pixel Moments 57 (a), Rafael Ramirez 29 (8b), Scott Walsh 57b (spider), Sergey Lavrentev 76 (c), Sergei Figurnyi 57b (goldfish), 57b (mouse), SergiyN 8 (c), Wery 57 (b), YellowCrest 67 (a); Getty Images: Alistair Berg 66b (c), Stone / Mary Kate Demay 27 (5); iStockphoto: ac-impetus 76 (8), Alexander Jochimkin 73 (d), Andy Gehrig 16 (a), Beverley Vycital 16 (1), Derek Dammann 16 (d), Eric Isselee 16 (4), 73 (b), 73 (c), futurimage 26 (1), Gennady Kudelya 16 (b), Gustavo Andrade 76 (7), jerryhat 76 (1), Joe Gough 73 (steak), Jorge Ferras Sanchez 73 (bread), Josef Mastlek 76 (8), Juanmolinero 76 (2), 76 (4), Juanmolinero 76 (2), 76 (4), Katarzyna Leszczynska 12 (g), Liz Leyden 16 (e), Michael Shabai 76c, Petr Koudelka 16 (3), pitshook 26 (3), 26 (4), Sean Locke 67 (k), Stephen Morris 73 (fruit); Pearson Education Ltd: Trevor Clifford 8 (a), 8 (b), 8 (d), 8 (e), 8 (f), 8 (g), 8 (h), 12 (c); Pearson Education Ltd: Trevor Clifford 46, 49, 57 (Angela), 57 (boy & girl), 57 (Grace), 67 (1), 86 (1,2,3,4,a,b,c,d), 94, 95, 96, Eyewire 26 (2), Jupiterimages 76 (5), MindStudio 57 (Matt), Photodisc, Neil Beer 67 (c), Photodisc, Photolink 17 (3), Studio 8 57 (Ben), Trevor Clifford 46, 49, 57 (Angela), 57 (boy & girl), 57 (Grace), 67 (1), 86 (1,2,3,4,a,b,c,d), 94, 95, 96, Photoflibrary.com: Bilderberg 17 (1), 79 (1a), Ingram Publishing 26 (c), Juniors Bildarchiv 56b (a), 56b (b), Oxford Scientific (OOF) / Elliot Neop 56b (c), STOCK4B-RF 76 (b), Stockbroker 89 (4c); RSPB Images: Mark Simon 56c (a); Shutterstock.com: 131, Adrian Hughes 82 (e), Ajay Bhaskar 39 (4b), Alexander Raths 39 (1b), Amlet 79 (5b), Andrea Leone 62 (a), Annela 59 (1a), Apollidito 43, Catalin Petrus 63, Cheryl Casey 66b (d), Dan Perre 79 (5a), Dan70 16 (c), Danny Smythe 79 (2b), David Davis 89 (1b), Drodowski 79 (6b), Eric Isselee 56 (1), 59 (1b), 59 (5b), Erik Lam 56c (c), EuToch 62 (f), Excellent backgrounds 62 (h), Feng Yu 79 (2a), Filip Piza 16 (2), 66f (f), Flashon Studio 39 (7a), Galina Bardkaya 66a (a), Gelpi 23f, 82

(g), Giuseppe_R 89 (3b), Hannamariah 73 (a), Ingrid 59 (6b), IntraClipper LLC 89 (2a), I McPhail 82 (b), Ian Martin Will 59 (5a), John McLain 89 (1a), Jorg Hackemann 82 (d), Jules Studio 53f, Juxtal Enterprises 23c, Juriah Mouin 89 (5a), Kamira 76c, Leah-Anne Thompson 82 (f), Lado 79 (4a), Lepas 79 (3a), Liv Friis-Larsen 82 (c), Ljupco Smokovski 62 (d), Marc Dietrich 73 (cheese), Marco Mayer 79 (3b), Monika Wisniewska 39 (3a), Monkey Business Images 39 (5b), newphotoservice 66f (b), Nicolas McComber 39 (5a), Noam Armon 79 (1b), OlgaL 73 (milk), oBy 39 (4a), Osmen 62 (c), Paul Matthew Photography 82 (a), Perry Coersl 79 (4b), Petr Sedouos 39 (6a), Phil Date 39 (1a), ppart 62 (b), R.Jegouys 39 (6b), Ragne Kabanova 66a (d), RealDealPhoto / Bobby Deal 39 (7b), Rob Byron 79 (6a), Rohit Seth 33c, Sandra van der Steen 82 (b), Smolych Iryna 66a (c), Studio 62 (e), Subbotina Anna 59 (2a), Treshkov Igor 62 (g), Terri Francis 66a (a), Timothy 39 (7b), 39 (8a), Tosiama Bowman 59 (6a), Tony West 59 (2b), Viktor 26 (3), WilletCole 56 (2), Yuri Arcurs 13c, 39 (2a), 39 (2b), Yuri Arcurs 13c, 39 (2a), 39 (2b), Yuri Arcurs 13c, 39 (2a), 39 (2b), Zarieta 89 (2b), Thinkstock: Brand X Pictures 16 (3), Hemera 56c (b)

Every effort has been made to trace the copyright holders and we apologise in advance for any unintentional omissions. We would be pleased to insert the appropriate acknowledgment in any subsequent edition of this publication.

All other images © Pearson Education Ltd

Illustration Acknowledgements

Moreno Chiachiera (Booker Illustration), Jwelle Desidomy (Bright Agency), HL Studios, Sue King (Plum Pudding Illustration), Katie McDev, Bill McGuire (Shannon Associates), Jackie Stafford



Cut and play, Unit 1, page 12.





Cut and play, Unit 2, page 22.



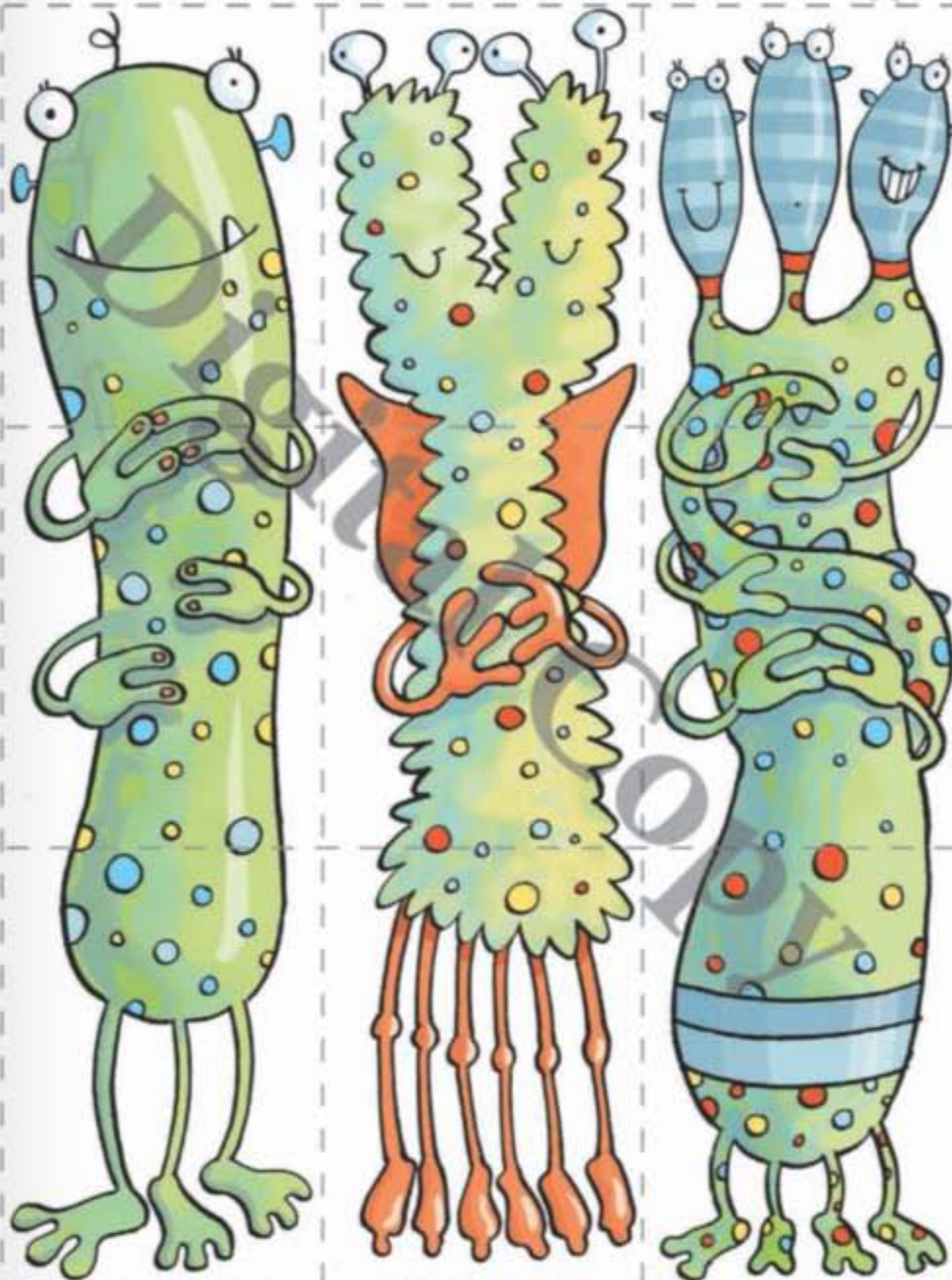


Cut and play, Unit 3, page 32.





Cut and play, Unit 4, page 42.




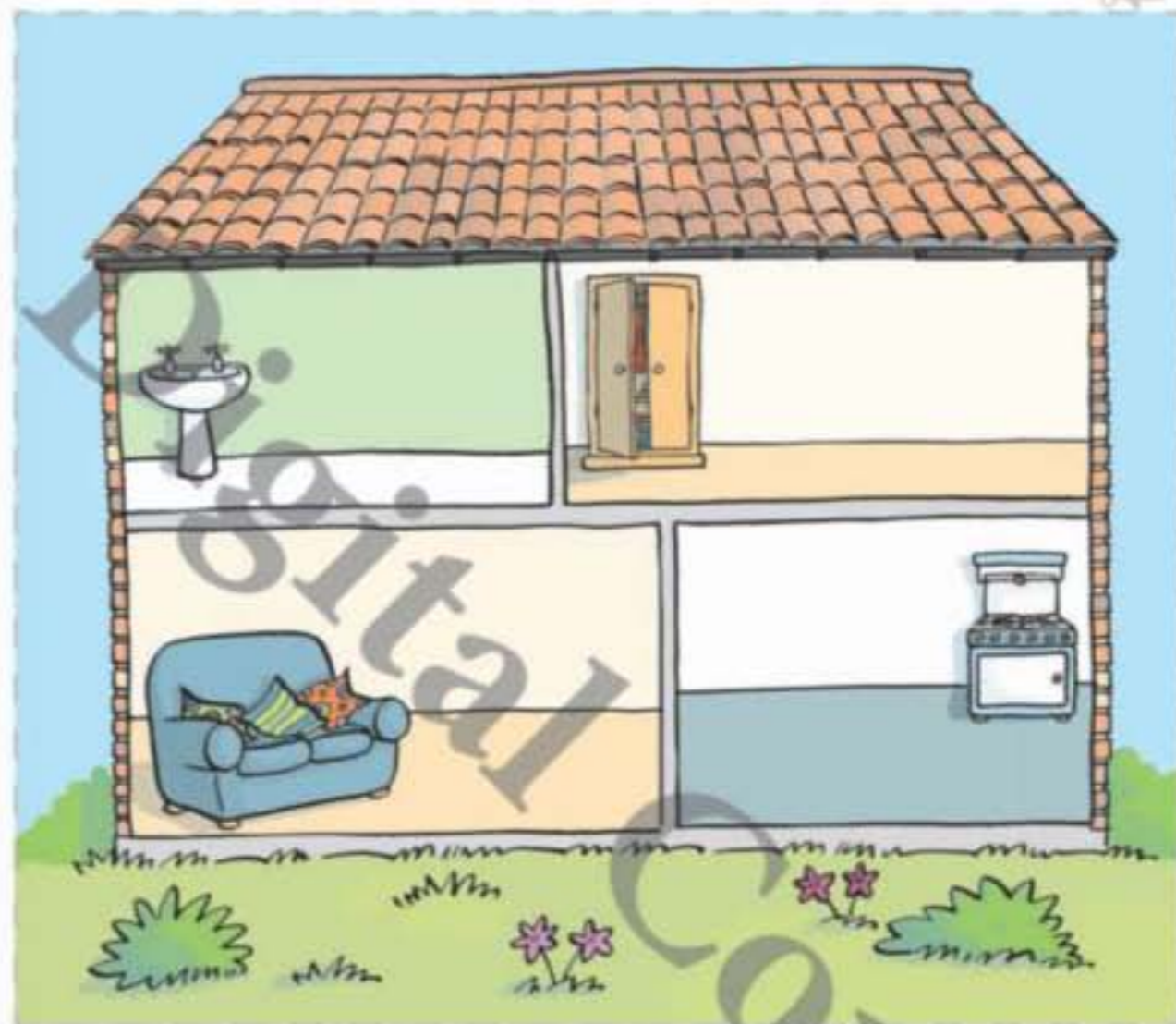


Cut and play, Unit 5, page 52.





Cut and play, Unit 6, page 62.





Cut and play, Unit 7, page 72.





Cut and play, Unit 8, page 82.

